

Notes for Installing LYCOFIT® Fittings Using LycoRing®
(Disposable Plastic Grip Ring)

LYCOFIT Fittings Conform to Code of Federal Regulations Title 49 Part 192 ASTM D2513, F1924

U.S. Patent Number 4635972
and holds other patents in many other counties

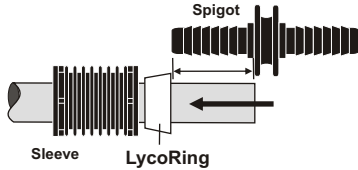


Fig. A

Note: Though the sleeve can be installed in either direction, it is recommended that the colored end with the stamped marking is pointing outward allowing for easy inspection after fitting is completed.

Caution: LycoRing/Sleeve assembly must be positioned further than the length of the barbed spigot.

R. W. Lyall & Company, Inc.
PO Box 2259. Corona, CA 92878-2259

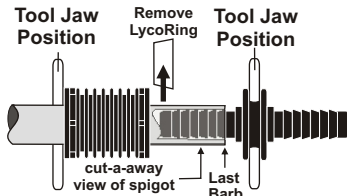


Fig. B

Caution: Remove LycoRing after PE pipe covers the last barb on spigot. Reverse tool direction and slide the sleeve back to access the LycoRing.

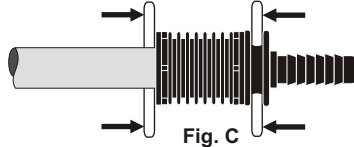


Fig. C

Ph: (951) 270-1500 Fax: (951) 270-1600 www.rwlyall.com

IMPORTANT: READ BEFORE INSTALLING. Do Not attempt to install any type of gas fitting until you have been properly certified and/or trained. This notice is only intended as a reminder for tool positioning and safety precautions. Your LYCOFIT Tool Installation Manual will instruct you on how to easily install the LYCOFIT fittings using your model of LYCOFIT tool with LycoRing or Pipe Jaw Tools.

- A) DO NOT apply lubricants to LYCOFIT spigot or sleeves.
- B) LYCOFIT couplings to be installed on O.D. controlled PE natural / LP gas pipe only. Ensure that the outlet service connection spigot and PE pipe are the same size and DR or wall thickness.
- C) After all connections are complete. **Pressure test fitting after installation to comply with the minimum pipeline test requirements as specified in D.O.T. Title 49, Part 192, Sub Part J- Test Requirements.**

SPECIAL NOTES WHEN USING LYCORING:

- 1) LycoRing/Sleeve assembly must be positioned further than the length of the barbed spigot before advancing pipe over spigot.
- 2) Install the LycoRing, small diameter first on to the pipe.
- 3) Do not reuse LycoRing. The LycoRing packaged with this fitting, is only intended to install this particular fitting.
- 4) Do not attempt to use a damaged LycoRing, proper pipe advancement may not be achieved if slippage occurs.
- 5) Remove LycoRing - The LycoRing MUST be removed after PE pipe is inserted on spigot and before sleeve is installed.

Doc #: LIT-LCINST
rev.1B (090704)

Instructions For Installing LYCOFIT® Fittings Using Optional Pipe Clamp

LYCOFIT Fittings Conform to Code of Federal Regulations Title 49 Part 192 ASTM D2513, F1924

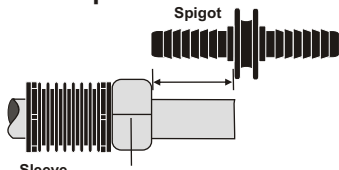


Fig. A

Note: Though the sleeve can be installed in either direction, it is recommended that the colored end with the stamped marking is pointing outward, allowing for easy inspection after fitting is completed.

Note: Use Lyall manufactured clamps for PE pipe advancement only.

Note: Ensure pipe clamp is securely locked into place at approx. the length of the barbed spigot.

Manufactured by: R. W. Lyall & Company, Inc.
PO Box 2259. Corona, CA 92878-2259

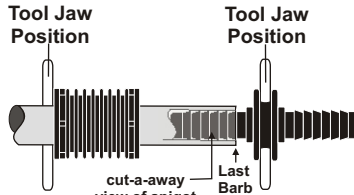


Fig. B

Note: Remove pipe clamp when PE pipe is advanced over the last barb on spigot

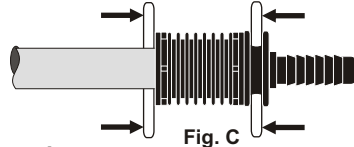


Fig. C

Phone: (951) 270-1500 Fax: (951) 270-1600 www.rwlyall.com

IMPORTANT: READ BEFORE INSTALLING. Do Not attempt to install any type of gas fitting until you have been properly certified and/or trained. This notice is only intended as a reminder for tool positioning and safety precautions. Your LYCOFIT Tool Installation Manual will instruct you on how to easily install the LYCOFIT fittings using your model of LYCOFIT tool with LycoRing or Pipe clamps.

- A) DO NOT apply lubricants to LYCOFIT spigot or sleeves.
- B) LYCOFIT couplings to be installed on O.D. controlled PE natural / LP gas pipe only. Ensure that the outlet service connection spigot and PE pipe are the same size and DR or wall thickness.
- C) After all connections are complete. **Pressure test fitting after installation to comply with the minimum pipeline test requirements as specified in D.O.T. Title 49, Part 192, Sub Part J- Test Requirements.**

SPECIAL NOTES WHEN USING LYCOFIT PIPE CLAMPS:

- 1) To prevent damage to the PE pipe's OD, keep the gripping edge of the grips or clamps free of dirt, sand, and mud.
- 2) Ensure pipe clamp is securely locked into place before attempting to advance the PE pipe over the spigot.

U.S. Patent Number 4635972 and holds other patents in many other counties

Doc #: LIT-LCINST
rev.1B (090704)